

Supervisory Pressure Switches

FEATURES

- Both Normally Open and Normally Closed Configuration with One Unit
- For Approvals, see the “Compatibility” table.

DESCRIPTION

Cylinder supervisory pressure switches are intended to detect a fall in pressure in a Kidde Fire Systems clean agent or Nitrogen filled driver cylinder. The cylinder supervisory pressure switch can be wired for either normally open or normally closed operation, depending on installation requirements.

OPERATION

When the pressure in the cylinder drops from the standard charge pressure to below the pressure trip setting, the switch operates. If wired in the NC (open-under-pressure) configuration the resulting pressure drop will cause the contacts to close. When connected to a monitored circuit of a suppression control panel the switching will result in an alarm or trouble condition.

Note: For Kidde Fire Systems ADS™ systems with Fluoroketone Fire Suppression Agents, Kidde Fire Systems recommends using two different supervisory pressure switches. Use 85-111540-001 or 85-111540-100 (ATEX) on the Nitrogen Drivers to monitor the Nitrogen pressure. Use 06-118262-001 or 06-118537-001 (ATEX) on the agent cylinder to monitor the agent pressure.

INSTALLATION

The supervisory pressure switch can be installed on a fully charged cylinder, without loss of pressure, provided the unit is handled with care and only by trained service personnel.

Disconnect all supply circuits before wiring the supervisory switch. Remove the protective cap from the pressure connection. Do not apply thread compound to the threads. Install the switch with an 1-1/16 inch open-ended wrench while holding the pressure connection with a 7/16 inch open-end wrench. Tighten hand-tight, plus one-quarter turn.

Leak check using a leak detector or bubbling solution. Secure switch body with wrench when connecting electrical conduit. Isolate the assembly from shock, vibration and areas subject to wide-ranging or rapid temperature fluctuations.






SPECIFICATIONS

| | |
|------------------------------|--|
| Setting: | See Table 1 |
| Electrical rating: | 5 Amps, 250 Vac |
| Wire color coding: | Blue = Normally Open Black = Normally Closed Violet = Common |
| Operating temperature range: | 32 to 130°F (0 to 54°C) |
| Pressure connection: | 0.25 in. SAE 45° flare female with valve core deflector |
| Wetted materials: | EPR, Brass Copper |
| Lead length: | 36 in. ± 2 in. (914 mm ± 50 mm) |

ORDER INFORMATION

Table 1. Supervisory Pressure Switch Specifications

| Switch | Part Numbers | Band Color | Pressure Trip Setting | Compatible with |
|--|---------------------------------------|------------|--------------------------|---|
|  | 85-111540-001 85-111540-100 (ATEX) | Blue | 1540 psig (106.2 bar) | ADS™ Systems Nitrogen Drivers Nitrogen Pilot Cylinders Nitrogen Siren Drivers |
|  | 06-118262-001 06-118537-001 (ATEX) | Silver | 305 psig (21.0 bar) | ECS™ 360 psi Agent Cylinders |
|  | 45-118500-001 45-500537-001 (ATEX) | Orange | 435 psig (30.0 bar) | ECS-500™ psi Agent Cylinders |
| * For 3" Valves sold before May 1, 2013, use P/N 06-118263-001 for the standard supervisory pressure switch and 06-118398-001 for ATEX approved supervisory pressure switch. | | | | |

COMPATIBILITY

| Series | DIOM P/N | Approvals |
|---|---------------|---------------|
| Kidde Fire Systems ECS-500™ System | 06-237585-001 | UL, ULC, FM |
| Kidde Fire Systems ECS-500™ Marine System | 06-237589-001 | UL, ULC, USCG |
| Kidde Fire Systems ADS™ for use with Fluoroketone Fire Suppression Agents | 06-237256-001 | UL, ULC, FM |
| Kidde Fire Systems ADS™ Marine for use with Fluoroketone Fire Suppression Agents | 06-237257-001 | UL, ULC, USCG |
| Kidde Fire Systems ADS™ with HFC-227ea Agent | 06-236068-001 | UL, ULC, FM |
| Kidde Fire Systems ADS™ Marine with HFC-227ea Agent | 06-236595-001 | UL, ULC, USCG |
| Kidde Fire Systems ECS™ 360 for use with Fluoroketone Fire Suppression Agents | 06-236553-001 | UL, ULC, FM |
| Kidde Fire Systems ECS™ 360 Marine for use with Fluoroketone Fire Suppression Agents | 06-236559-001 | UL, ULC, USCG |
| Kidde Fire Systems ECS™ 360 with HFC-227ea Agent | 06-236115-001 | UL, ULC, FM |
| Kidde Fire Systems Modular ECS™ 360 with HFC-227ea Agent | 06-236116-001 | UL, ULC, FM |
| Kidde Fire Systems ECS™ 360 Marine with HFC-227ea Agent | 06-236225-001 | UL, USCG |
| Natura™ Inert Gas System* | 06-237619-001 | UL, FM |
| *For Natura Inert Gas Systems, the supervisory pressure switch can only be used on Nitrogen Pilot and Siren Drivers. It cannot be used for the Nature agent cylinder. | | |

EXPORT INFORMATION (USA)

Jurisdiction: EAR
Classification: EAR99

This document contains technical data subject to the EAR.

All trademarks are the property of their respective owners.

This literature is provided for informational purposes only. KIDDE-FENWAL, INC. believes this data to be accurate, but it is published and presented without any guarantee or warranty whatsoever. KIDDE-FENWAL, INC. assumes no responsibility for the product's suitability for a particular application. The fire suppression system design, installation, maintenance, service and troubleshooting must be performed by trained, authorized Kidde Fire Systems distributors for the product to work correctly. If you need more information on this product, or if you have a particular problem or question, contact: KIDDE-FENWAL, INC., Ashland, MA 01721 USA, Telephone: (508) 881-2000.